


Liberate Your Mobile Radio™

 **WIRELESS PACIFIC™**
...WHEN IT MATTERS


X10DR®
LIBERATE YOUR MOBILE RADIO

Firefront™ Universal Appliance Comms System



**Handsfree Duplex Team Talkaround
Mandown Biometric Monitor
Range Extender Relay Mode
Toggle Radio / Local PTT
Advanced Emergency
Multi Mic Capability
Touchless Pairing
Remote Find Me™
Extra Loud Audio
AES Encryption**

**ELITE
Plus
Series**



TIME TO LIBERATE THE TEAM!

The Firefront™ Universal Appliance Communications System allows up to seven X10DR Elite devices to be connected to the Fire appliance host mobile radio to provide a comprehensive, local intercom and network access system for fire fighters. Typical systems provide local at-scene, off-network private AES secure communications with the ability to also monitor and transmit over the vehicle's main dispatch mobile radio for up to 700 meters from the vehicle. Additional facilities include the ability to monitor other radio channels (e.g. volunteers using UHF radios) or the ability for multiple vehicles to link together into larger work teams with a shared local intercom network.

Intuitive

Built for intuitive operation, Firefront™ communication systems provides all team members with simple to use, lightweight, IP67 rated waterproof shoulder personal communicators, while ensuring effective, controlled access to the vehicle's main radio network, as well as seamless, local "off net" intercom capability including game changing Handsfree operation.

Coverage

All communications between the X10DR Elite handsets occurs via their specific paired gateway units and not directly between handsets, so depending on location, communication between handsets could be over 1000 meters while communication back to the gateway device in the vehicle could be up to 700 meters. Effective maximum range of the system is significantly dependant on the location of the XRTG gateway installation and the location where the X10DR handset is actually worn by the user. Obstruction to antennas will effect the directivity of coverage so utmost care must be taken when selecting a mounting location when maximum range is a system imperative.

Handsfree and Press To Talk Local Intercom

All team members usually communicate with each other locally by pressing the top mounted Talkaround button on the Elite Microphone. For those situations where both hands are needed such as attaching a hose, the system also provides Handsfree full duplex mode. Handsfree mode is simply enabled by "double pressing" the Talkaround button. The user will hear a "handsfree" activation tone and a periodic reminder tone. The user can then communicate freely with others from their team while focusing on the task at hand without the need to press any buttons. Typically a user in Handsfree mode should wear a lightweight headset or perhaps a specific breathing apparatus headset plugged into the bottom Hirose® 6 pin headset port. Handsfree is simply disabled by pressing the Talkaround button again. If an authorized user is in handsfree mode and they need to communicate over a radio channel they simply press radio PTT.

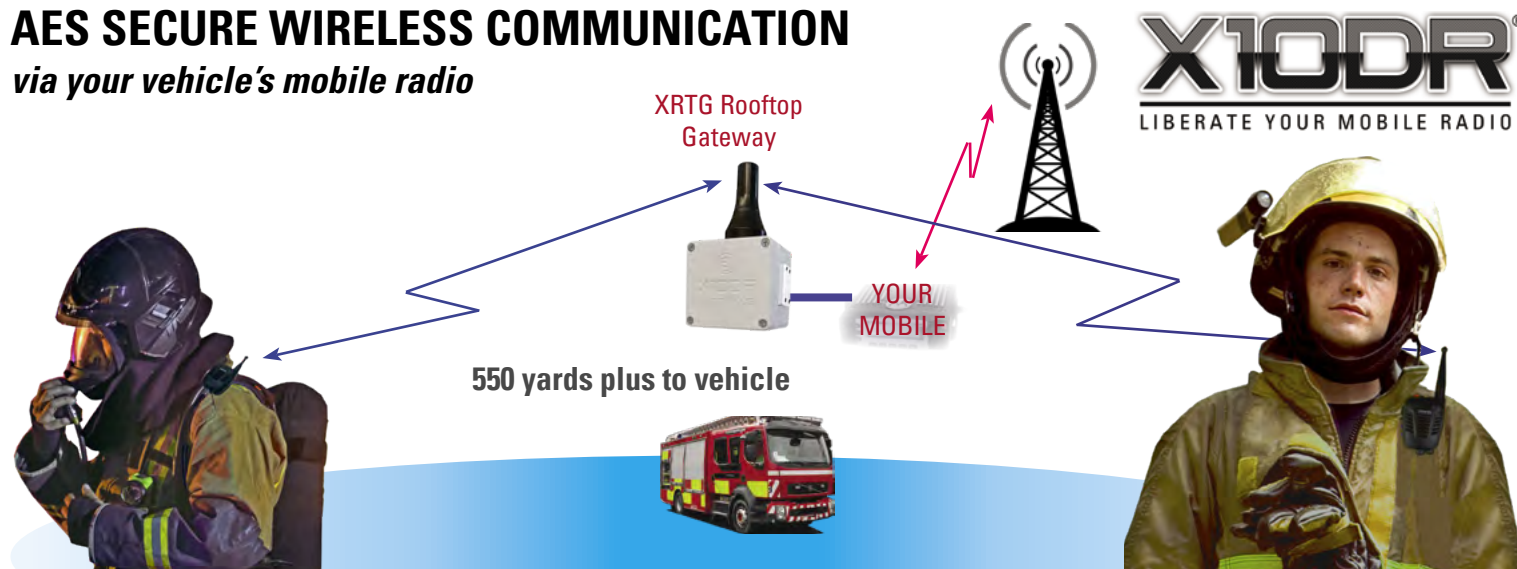
PTT Button toggle

To provide the optimum user interface, the large side PTT button can be **user assigned** between Radio PTT and Talkaround PTT. Doing so means the user always has a large PTT button no matter who they wish to talk to. In the radio position, the handset LED lights blue to indicate your transmissions are being sent over the air to the radio network. In The Local Talkaround position the LED lights Green to indicate your are communicating locally on ground. Naturally regardless, all local transmissions are heard as well as all authorized radio network transmissions.



AES SECURE WIRELESS COMMUNICATION

via your vehicle's mobile radio



talk over 1000 yards amongst your crew

Console Command Panel

The Console Command Panel is normally located inside the vehicle cabin so user access can be pre-defined before arriving at the response scene. For long deployments where access requirements may evolve as circumstances change, an additional Console Command Panels can be mounted elsewhere on the vehicle for easy access and so as to prevent the need to climb back into the cabin when an urgent change is required.

Selective Radio Access

Besides the local intercom capabilities, the X10DR Firefront™ system also allows team members partial or full access to the vehicle's main or secondary mobile radio operating channels. On power up the system is normally configured to typically allow full radio system access to the vehicle's Commander, and/or a 2IC if so desired. Depending on the specific operational needs and equipment configuration, either one or both selectable user sub-groups (2 or 3 members) can be authorized access to the vehicle's radio/s by the Commander with a press of a button on the XCCP Console Command Panel. When a team member has radio monitor access assigned, they will hear both local intercom voice traffic as well as the assigned radio's receive audio. Should someone be talking in local intercom mode when a radio reception occurs on the assigned mobile radio, then audio from both sources will be mixed and users will hear both conversations. When authorized they can also transmit over the assigned radio channel by simply pressing the large side PTT button to talk.

Super Groups

To further expand the local intercom network, the Firefront™ communications system can be "super-grouped" by use of 2nd attached mobile radio which could then allow multiple Firefront™ vehicle systems within range of each other who are sharing a common dedicated channel to be merged into a super-group where all Talkaround press to talk conversations are shared. Assignment of the super-group capability to team members is via the Console Command Panel in the same manner that main radio access is granted. If enabled, the Commander would again normally have automatic access to the super-group channel.

Note: Handsfree mode cannot be operational when super-grouping is enabled.

Volunteer connectivity

The vehicle's Firefront™ system can be cross connected to a LMR/FRS/CB/PMR channel via the second connected radio and assigned by the vehicle Commander so those on-site team conversations can be shared with volunteer fire fighters who may be operating on their own volunteer radio equipment. This configuration can also be used to achieve multiple Firefront system patching as described above by utilizing a volunteer radio channel.

Talk Back Microphone - In Cabin Option

The XTBM Talk back Microphone keeps those who stay in the vehicle fully informed of what is being said over the radio or locally on ground. This ruggedized IP67 weatherproof speaker microphone delivers over 1W RMS of loud and clear audio power allowing the user to communicate with Intercom crew or other members over the radio.

TIME TO GET LIBERATED!

- **HANDSFREE DUPLEX TEAM TALKAROUND**
- **RELAY MODE RANGE EXTENSION**
- **AES 128 BIT ENCRYPTED VOICE**
- **WIRELESS FINGER PTT OPTION**
- **DRAMATIC NOISE REDUCTION**
- **VERY LOUD & CLEAR AUDIO**
- **SIMPLE INTUITIVE DESIGN**
- **TALKAROUND CAPABILITY**
- **MINIMAL USER TRAINING**
- **LIGHTWEIGHT & RUGGED**
- **SEAMLESS INTEGRATION**
- **DUAL RADIO CAPABILITY**
- **IP67 WATERPROOF MIC**
- **PATENTED INNOVATION**
- **ALL DAY OPERATION**
- **COST EFFECTIVE**
- **RELIABLE**
- **PROVEN**



XCCP
Console Command Panel



XRTG Plus
Elite Plus Rooftop Gateway



XFSB-EXT
Firefront Smart Box

X10DRSM-EX2
Elite Plus handset



XWPB Wireless PTT Button

- Provides:
- Mimics side button assignment
 - For finger use "Handsfree" PTT
 - Velcro attachment strap



XMVC
mobile charger



WPHFH-X10
Handsfree Headset
(use with/without XIPB)



XIPB
In-line PTT Button
(use with headset)



X5MK-B
5 way mounting kit
with battery back up

Open Channel Group Communications

Open channel group communications nurtures valuable team spirit - a work ethos that comes from entrusting one's organization's wireless communications to an "open channel" two way radio system. Fire Departments use two way because it's the only sure way to deliver instant shared group situation awareness for all members assigned to a specific operational channel.. that's unless the firefighter leaves the vehicle. The X10DR Out Of Vehicle Solution enables your entire team of responders constantly stay informed whether in or out of their vehicle. X10DR core capability ensure all members continue to hear all conversations instantly, so all your firefighters know what is going on, no matter whether they are heading down a highway to a fire or out of the Fire appliance responding to an incident.

Staying Secure In Remote Work Environments

The vehicle mounted mobile radio is often the first responders' chief communication link to central command and other radio units. However, when an officer needs to go back and wait at the vehicle, to provide or receive an update, operations slow or at worst, come to a stand still, losing critical response time and placing lives at risk. X10DR is revolutionary technology, which allows officers to stay in constant communication with each other locally on-site or back to base, via their vehicle mounted mobile radio, for up to five hundreds meters (over a quarter of a mile) from the vehicle.

Command/Automatic Relay Mode

The X10DR Elite Plus now feature the unique ability for a handset user to activate Relay mode whereby a partner's handset that has lost direct connection with the vehicle gateway will then have their communications seamlessly relayed via their partner's Relay activated handset. Designed for in-to-building range enhancement, it would be typically deployed when entering buildings whose physical construction prevents an X10DR handset communicating back to their vehicle. The Relay handset user would remain in a location that remains connected to the vehicle while their partners enters deeper into the building to perform their duties. Naturally a third "Relay activated" handset can be left at that location allowing both officers to move around the building. As an added bonus should the Relay activated handset lose connection with the vehicle, it can continue to communicate with handsets linked to it. (See the X10DR Plus Plus user manual for a full description of capabilities.)

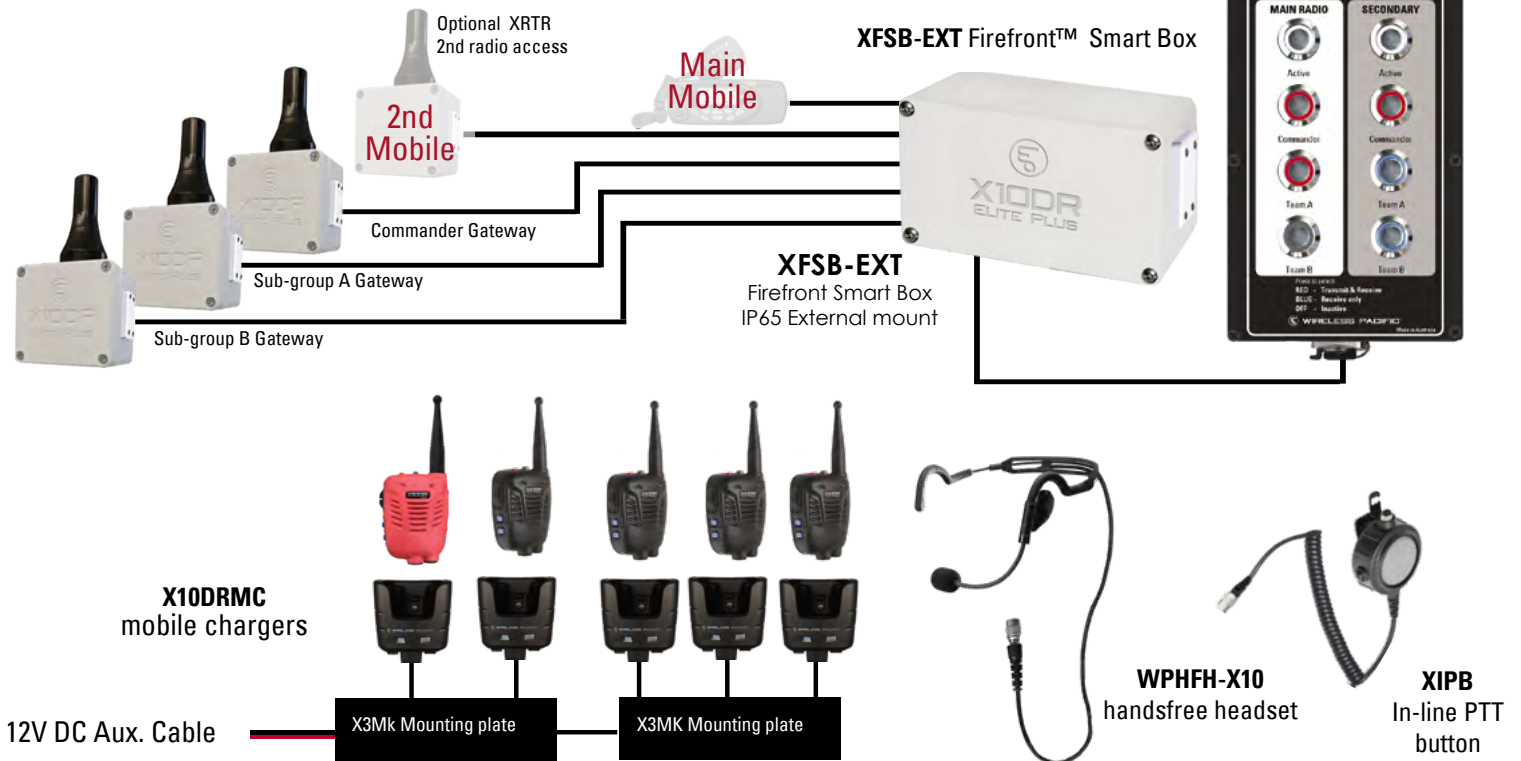


5 Handset Application

Commander with dual 2 crew subgroups

Commander's handset can always transmit & receive on either enabled radios

Commander decides which sub-groups can receive and/or transmit on whichever radios

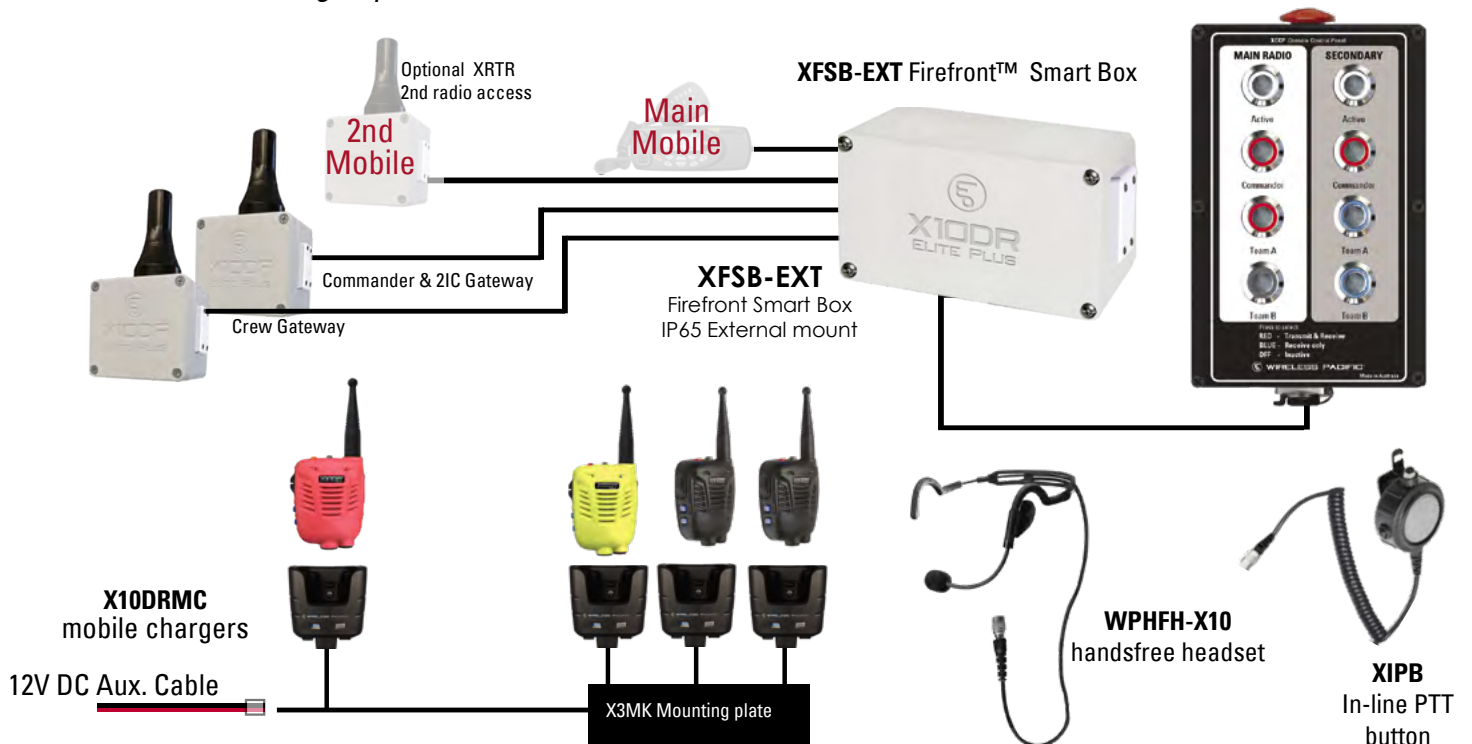


4 Handset Application

Commander with 2IC & one 2 crew subgroup

Commander & 2IC handsets can always transmit & receive on either enabled radios

Commander decides if sub-group can receive and/or transmit on whichever enabled radios



Now get totally liberated!



X10DR Elite Plus
Rooftop Gateway



XMVC
Mobile charger



XCFC
Custom Front
Cover option



XCBC
Custom Back
Cover option



XLMC
Standard long
rotary shoulder
mount clip



XVMC
Velcro®
shoulder
mount option
*includes Velcro
patch
- for best shoulder
placement*



XMDM2
Mobile charger
mounting arm



XFSB-EXT
Firefront™ Smart Box
External mount



XCCP Console
Command Panel



XRTR-U1
Patch Radio (CB)



WPWLP-X10
Large In-Line PTT
-for Peltor J11 Headset



WPWLP-X10D
Large In-Line PTT
-for Draeger or similar
Breathing Apparatus



XWPB
Wireless PTT
Button



X6WC
6 Way Desktop Charger
- includes AC/12VDC
power supply.

*For reference only
Purchase elsewhere*



XDCI
15 Watt DC-DC
isolation junction box
Dimensions 50x50mm



XDCF
DC Low Pass Filter
Includes XIC-0.15
Dimensions 50x50mm



XPB-C14
In-line power
bank
Interface Box



XDIA
Dual Adaptor



XIC-0.15
50cm interface
cable



Mounting Clip

XIPB
In-line PTT
suits all X10DR
audio acces-
sories



WPHFH-X10
Headset
Industrial
lightweight



XMG2
Hughes 2100
MSat interface



XCA-****
Radio Adaptor
Refer price book
(typical style:e)

Works with:



more information at

www.x10dr.com



ANALOG



WIRELESS PACIFIC
...WHEN IT MATTERS™

Copyright © 2020 Wireless Corporation Ltd. All rights reserved.
WIRELESS PACIFIC, X10DR®, LIBERATE YOUR MOBILE RADIO, WHEN IT MATTERS are trademarks
or registered trademarks of Wireless Corporation. All other trademarks are the property of their
respective owners. V: 2023-0